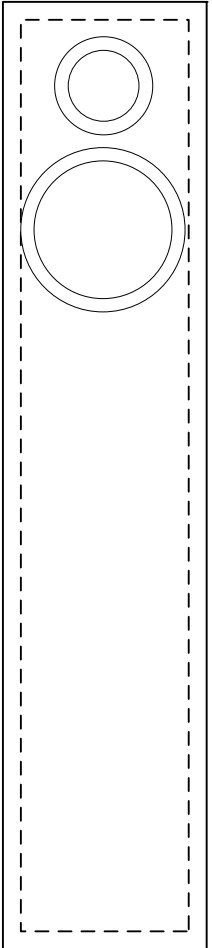


4.25 in.

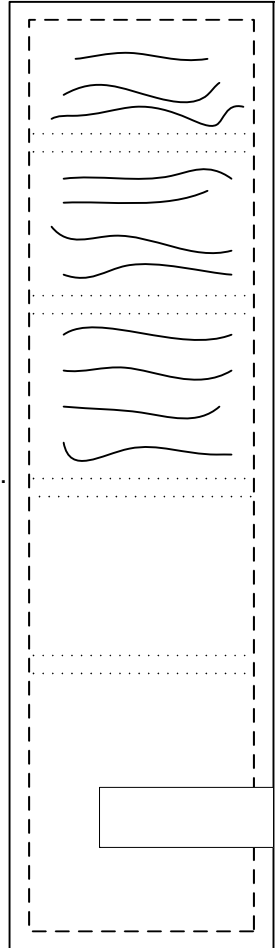
3.50 in.

9.50 in.



8.50 in.

39.50 in.

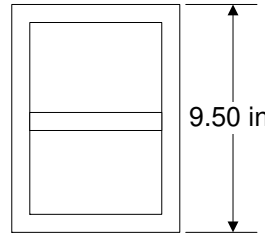


11.00 in.

19.00 in.

4.50 in.

7.00 in.



9.50 in.

Braces x 4

Tweeter Cut out:
 104 mm outer
 75 mm inner + "ears" for terminals, 4.5 mm recess

Woofer cut out:
 174 mm outer,
 6 mm recess
 146 mm inner,

It is strongly recommended that you cut the holes from your measured drivers as they can vary from production run.

Cabinet fill: Layered Dacron - 8oz. behind woofer, from Top to below woofer - 19"

Tweeter: Scan Speak, D2608/9130
Woofer: Eclipse, W6520R-4

Vent 2.5" dia x 7.25" L May be located on the front baffle if desired.

Cabinet material: 3/4" MDF

Terminal cut out as required

Meniscus Audio Group. Inc.			
REV	Paul Kittinger version, Docero MLTL	8/11/14	APPROVED